



ASSOCIAÇÃO DE  
**GINÁSTICA**  
DO **CENTRO**

# CADERNO DE RESULTADOS TRAMPOLINS

**CAMPEONATO TERRITORIAL DE DMT E TUM**

**17 DE FEVEREIRO DE 2024**

Pavilhão 1 – Estádio Universitario de Coimbra



COIMBRA, PORTUGAL | 962 215 571 | NIF 506 364 089

[AGDCENTRO@GMAIL.COM](mailto:AGDCENTRO@GMAIL.COM)

[WWW.AGDCENTRO.ORG](http://WWW.AGDCENTRO.ORG)



Campeonato Territorial DMT e TUM *Event subtitle*  
 Double mini-trampoline – Inf F – Qualification

				S1	S2	L	E	D	Total	Score
1.	OLIVEIRA	Lara	AAC 2014	2	7	2	18.9	0.5	19.400	39.000
				1	8	2	18.9	0.7	19.600	
2.	FERREIRA	Leonor	AAC 2014	6	5	1	18.8	0.4	19.200	37.900
				6	7	0	18.7		18.700	
3.	FERREIRA	Mariana	AAC 2014	5	8	2	18.5	0.5	19.000	37.800
				6	6	0	18.8		18.800	
4.	GAMEIRO	Laura	AAC 2014	7	8	3	18.2	0.4	18.600	37.300
				6	7	0	18.7		18.700	
5.	GONÇALVES DOS SANTOS	Maria	AAC 2014	8	8	0	18.4	0.4	18.800	37.200
				8	8	0	18.4		18.400	
6.	FERREIRA	Maria	AAC 2014	0			18.0		18.000	36.900
				4	5	2	18.9		18.900	
7.	CUNHA	Laura	AAC 2014	5	10	10	17.5	0.4	17.900	36.200
				8	6	3	18.3		18.300	
8.	CARVALHO SANTOS	Sofia	AAC 2014	10	8	4	17.8	0.4	18.200	36.200
				8	8	4	18.0		18.000	
9.	LAGARTO	Leonor	AAC 2014	10			17.0		17.000	35.900
				6	5	0	18.9		18.900	
10.	COUTINHO MENDES	Maria Inês	AAC 2014	10	10	6	17.4	0.4	17.800	35.600
				10	10	2	17.8		17.800	
11.	PEREIRA CAPELO	Matilde	AAC 2014	8	9	10	17.3	0.4	-1.0→16.700	35.000
				8	6	3	18.3		18.300	
12.	CIANCIOLA	Maiara	AAC 2014	8	9	4	17.9	0.2	-2.0→16.100	33.500
				6			17.4		17.400	
13.	PARDAL	Gabriela	AAC 2014	9	8	0	18.3	0.4	18.700	18.700
									0	
14.	CARLOTA MENDONÇA ALVOEIRO	Maria	AAC 2014						0	17.600
				10	10	4	17.6		17.600	
15.	MORAIS	Bárbara	AAC 2014	8			17.2		17.200	17.200
									0	
16.	CARVALHO MARTINS	Sofia	AAC 2014						0	0
									0	
16.	FONSECA	Inês	AAC 2014						0	0
									0	
16.	ABRANTES	Alice	AAC 2014						DNS	0
									DNS	



Campeonato Territorial DMT e TUM *Event subtitle*  
 Double mini-trampoline – Team competitions – Inf F – Qualification


Team Score					S1	S2	L	E	D	Total	Score
1. T23	113.700	AAC OLIVEIRA	Lara	2014	2	7	2	18.9	0.5	19.400	39.000
					1	8	2	18.9	0.7	19.600	
1. T23	113.700	AAC FERREIRA	Mariana	2014	5	8	2	18.5	0.5	19.000	37.800
					6	6	0	18.8		18.800	
1. T23	113.700	AAC FERREIRA	Maria	2014	0			18.0		18.000	36.900
					4	5	2	18.9		18.900	
2. T16	110.600	AAC FERREIRA	Leonor	2014	6	5	1	18.8	0.4	19.200	37.900
					6	7	0	18.7		18.700	
2. T16	110.600	AAC CUNHA	Laura	2014	5	10	10	17.5	0.4	17.900	36.200
					8	6	3	18.3		18.300	
2. T16	110.600	AAC CARVALHO SANTOS	Sofia	2014	10	8	4	17.8	0.4	18.200	36.200
					8	8	4	18.0		18.000	
2. T16	110.600	AAC PEREIRA CAPELO	Matilde	2014	8	9	10	17.3	0.4	-1.0→16.700	35.000
					8	6	3	18.3		18.300	
3. T17	107.500	AAC GAMEIRO	Laura	2014	7	8	3	18.2	0.4	18.600	37.300
					6	7	0	18.7		18.700	
3. T17	107.500	AAC COUTINHO MENDES	Maria Inês	2014	10	10	6	17.4	0.4	17.800	35.600
					10	10	2	17.8		17.800	
3. T17	107.500	AAC CIANCIOLA	Maiara	2014	8	9	4	17.9	0.2	-2.0→16.100	33.500
					6			17.4		17.400	
3. T17	107.500	AAC MORAIS	Bárbara	2014	8			17.2		17.200	17.200
										0	
4. T18	91.800	AAC GONÇALVES DOS SANTOS	Maria	2014	8	8	0	18.4	0.4	18.800	37.200
					8	8	0	18.4		18.400	
4. T18	91.800	AAC LAGARTO	Leonor	2014	10			17.0		17.000	35.900
					6	5	0	18.9		18.900	
4. T18	91.800	AAC PARDAL	Gabriela	2014	9	8	0	18.3	0.4	18.700	18.700
										0	
4. T18	91.800	AAC ABRANTES	Alice	2014						DNS	0
										DNS	
5. T19	17.600	AAC CARLOTA MENDONÇA ALVOEIRO	Maria	2014						0	17.600
					10	10	4	17.6		17.600	
5. T19	17.600	AAC CARVALHO MARTINS	Sofia	2014						0	0
										0	
5. T19	17.600	AAC FONSECA	Inês	2014						0	0
										0	





Campeonato Territorial DMT e TUM *Event subtitle*  
 Double mini-trampoline – Inf M – Qualification


				S1	S2	L	E	D	Total	Score
1. MARTINS	Henrique	AAC	2014	6	6	2	18.6	0.5	19.100	38.000
				4	6	2	18.8	0.7	-0.6→18.900	
2. NUNES	Diogo	AAC	2014	3	7	4	18.6	0.5	19.100	38.000
				6	5	0	18.9		18.900	
3. FEIO	Tiago	AAC	2015	5	7	4	18.4	0.5	18.900	37.600
				5	8	0	18.7		18.700	
4. ROQUE	João	AAC	2015	6	6	2	18.6	0.5	-0.6→18.500	36.700
				8	6	4	18.2		18.200	
5. CALDEIRA ROCHA	Alexander	AAC	2014						0	0
									0	



Campeonato Territorial DMT e TUM *Event subtitle*

## Double mini-trampoline – Team competitions – Inf M – Qualification

Team Score							S1	S2	L	E	D	Total	Score
1. T22	113.600	AAC	MARTINS	Henrique	2014	6	6	2	18.6	0.5		19.100	38.000
						4	6	2	18.8	0.7	-0.6→	18.900	
1. T22	113.600	AAC	NUNES	Diogo	2014	3	7	4	18.6	0.5		19.100	38.000
						6	5	0	18.9			18.900	
1. T22	113.600	AAC	FEIO	Tiago	2015	5	7	4	18.4	0.5		18.900	37.600
						5	8	0	18.7			18.700	
1. T22	113.600	AAC	ROQUE	João	2015	6	6	2	18.6	0.5	-0.6→	18.500	36.700
						8	6	4	18.2			18.200	





Campeonato Territorial DMT e TUM *Event subtitle*  
 Double mini-trampoline – Inic 1D F – Qualification

				S1	S2	L	E	D	Total	Score
1.	MONTEIRO Maria	AAC	2013	5	3	2	19.0	1.2	-0.6→19.600	39.700
				0	4	2	19.4	0.7	20.100	
2.	FEIO Margarida	AAC	2012	7	7	1	18.5	1.2	19.700	39.200
				6	6	0	18.8	0.7	19.500	



Campeonato Territorial DMT e TUM *Event subtitle*  
 Double mini-trampoline – Inic Base F – Qualification


				S1	S2	L	E	D	Total	Score
1.	AREIAS	Maria	AAC 2013	1	3	4	19.2	0.6	-0.6→19.200	39.200
				1	3	3	19.3	0.7	20.000	
2.	FREITAS	Joana	AAC 2012	4	4	0	19.2	0.6	19.800	38.800
				5	10	2	18.3	0.7	19.000	
3.	DUARTE	Carolina	AAC 2012	6	6	2	18.6	0.6	19.200	38.300
				6	8	2	18.4	0.7	19.100	
4.	JACINTO TEIXEIRA	Luana	AAC 2013	6	8	4	18.2	0.6	18.800	37.400
				8	6	0	18.6		18.600	
5.	REIS	Maria	AAC 2013	4	6	4	18.6	0.6	19.200	36.800
				3	8	20	16.9	0.7	17.600	
6.	PEREIRA ALVES	Júlia	AAC 2013	6	9	20	16.5	0.6	17.100	36.300
				4	4	0	19.2		19.200	
7.	ALLEN REVEZ	Leonor	AAC 2013	5			17.5		17.500	36.300
				6	6	0	18.8		18.800	
8.	PEDRO HENRIQUES	Maria	AAC 2013	5			17.5		17.500	34.900
				6			17.4		17.400	
9.	REBELO PROENÇA	Sara	AAC 2013	9	9	6	17.6	0.5	-2.0→16.100	34.200
				7	8	4	18.1		18.100	
10.	PEREIRA DE OLIVEIRA	Sofia	AAC 2013						0	18.400
				8	7	1	18.4		18.400	
11.	DE CARVALHO ANDRADE	Sofia	AAC 2013						0	18.200
				7	8	3	18.2		18.200	
12.	RAPOSO DOS SANTOS	Luísa	AAC 2013						0	0
									0	



Campeonato Territorial DMT e TUM *Event subtitle*

## Double mini-trampoline – Team competitions – Inic Base F – Qualification

Team Score			S1	S2	L	E	D	Total	Score		
1. T24	116.300	AAC AREIAS	Maria	2013	1	3	4	19.2	0.6	-0.6→19.200	39.200
					1	3	3	19.3	0.7		20.000
1. T24	116.300	AAC FREITAS	Joana	2012	4	4	0	19.2	0.6		19.800
					5	10	2	18.3	0.7		19.000
1. T24	116.300	AAC DUARTE	Carolina	2012	6	6	2	18.6	0.6		19.200
					6	8	2	18.4	0.7		19.100
1. T24	116.300	AAC REIS	Maria	2013	4	6	4	18.6	0.6		19.200
					3	8	20	16.9	0.7		17.600
2. T20	109.400	AAC JACINTO TEIXEIRA	Luana	2013	6	8	4	18.2	0.6		18.800
					8	6	0	18.6			18.600
2. T20	109.400	AAC ALLEN REVEZ	Leonor	2013	5			17.5			17.500
					6	6	0	18.8			18.800
2. T20	109.400	AAC PEDRO HENRIQUES	Maria	2013	5			17.5			17.500
					6			17.4			17.400
2. T20	109.400	AAC DE CARVALHO ANDRADE	Sofia	2013							0
					7	8	3	18.2			18.200
3. T21	88.900	AAC PEREIRA ALVES	Júlia	2013	6	9	20	16.5	0.6		17.100
					4	4	0	19.2			19.200
3. T21	88.900	AAC REBELO PROENÇA	Sara	2013	9	9	6	17.6	0.5	-2.0→16.100	34.200
					7	8	4	18.1			18.100
3. T21	88.900	AAC PEREIRA DE OLIVEIRA	Sofia	2013							0
					8	7	1	18.4			18.400
3. T21	88.900	AAC RAPOSO DOS SANTOS	Luísa	2013							0
											0








Campeonato Territorial DMT e TUM *Event subtitle*  
 Double mini-trampoline – Inic Base M – Qualification

				S1	S2	L	E	D	Total	Score
1.	MARQUES Miguel	AAC	2013	4	6	2	18.8	0.6	-0.2→19.200	39.000
				4	5	0	19.1	0.7	19.800	
2.	BEJARANO Miguel	AAC	2012	4	4	2	19.0	0.6	-0.6→19.000	38.000
				3	6	2	18.9	0.7	-0.6→19.000	





Campeonato Territorial DMT e TUM *Event subtitle*  
 Double mini-trampoline – Jun 1D M – Qualification

			S1	S2	L	E	D	Total	Score
1. RODRIGUES José	AAC	2008	6	7	2	18.5	3.9	22.400	44.400
			5	8	2	18.5	3.5	22.000	
2. ROQUE Afonso	AAC	2009	3	6	2	18.9	3.3	-0.2→22.000	43.300
			7	6	2	18.5	3.0	-0.2→21.300	
3. NETO Gaspar	AAC	2008	7	7	0	18.6	3.5	22.100	42.000
			7	7	4	18.2	2.7	-1.0→19.900	





# Campeonato Territorial DMT e TUM *Event subtitle*

Double mini-trampoline – Team competitions – Jun 1D M – [Qualification](#)


	Team Score				S1	S2	L	E	D	Total	Score
1. <b>T27</b>	129.700	AAC	RODRIGUES José	2008	6	7	2	18.5	3.9	22.400	44.400
					5	8	2	18.5	3.5	22.000	
1. <b>T27</b>	129.700	AAC	ROQUE Afonso	2009	3	6	2	18.9	3.3	-0.2→22.000	43.300
					7	6	2	18.5	3.0	-0.2→21.300	
1. <b>T27</b>	129.700	AAC	NETO Gaspar	2008	7	7	0	18.6	3.5	22.100	42.000
					7	7	4	18.2	2.7	-1.0→19.900	





Campeonato Territorial DMT e TUM *Event subtitle*  
 Double mini-trampoline – Jun Base F – Qualification


				S1	S2	L	E	D	Total	Score	
1.	LOUREIRO	Sofia	AAC	2008	6	7	3	18.4	1.3	19.700	40.000
					6	4	0	19.0	1.3	20.300	
2.	REIS	Laura	AAC	2008	6	8	0	18.6	1.3	19.900	39.800
					6	5	2	18.7	1.2	19.900	
3.	MONTEIRO	Maria	AAC	2013	8	6	2	18.4	1.3	19.700	39.600
					7	6	0	18.7	1.2	19.900	
4.	CONCEIÇÃO	Catarina	AAC	2009	7	8	0	18.5	1.3	19.800	39.200
					6	4	2	18.8	1.2	-0.6→19.400	



Campeonato Territorial DMT e TUM *Event subtitle*

## Double mini-trampoline — Team competitions — Jun Base F — Qualification


Team Score							S1	S2	L	E	D	Total	Score
1. T26	119.500	AAC LOUREIRO	Sofia	2008	6	7	3	18.4	1.3		19.700	40.000	
					6	4	0	19.0	1.3		20.300		
1. T26	119.500	AAC REIS	Laura	2008	6	8	0	18.6	1.3		19.900	39.800	
					6	5	2	18.7	1.2		19.900		
1. T26	119.500	AAC MONTEIRO	Maria	2013	8	6	2	18.4	1.3		19.700	39.600	
					7	6	0	18.7	1.2		19.900		
1. T26	119.500	AAC CONCEIÇÃO	Catarina	2009	7	8	0	18.5	1.3		19.800	39.200	
					6	4	2	18.8	1.2	-0.6→	19.400		





Campeonato Territorial DMT e TUM *Event subtitle*  
Double mini-trampoline — Juv 1D F — Qualification

				S1	S2	L	E	D	Total	Score	
1.	COSTA	Íris	AAC	2010	5	6	0	18.9	1.3	20.200	39.900
					6	6	3	18.5	1.2	19.700	
2.	FONSECA	Bárbara	AAC	2011						0	19.600
					6	6	4	18.4	1.2	19.600	





Campeonato Territorial DMT e TUM *Event subtitle*  
 Double mini-trampoline — Juv Base F — Qualification

				S1	S2	L	E	D	Total	Score	
1.	GARCIA	Maria	AAC	2010	6	8	2	18.4	1.2	19.600	40.000
					4	5	0	19.1	1.3	20.400	
2.	PIRES	Maria	AAC	2011	8	6	0	18.6	1.2	19.800	39.700
					2	4	2	19.2	0.7	19.900	
3.	AFONSO	Rita	AAC	2011	8	8	2	18.2	1.2	19.400	39.100
					2	6	2	19.0	0.7	19.700	
4.	FRANCISCO	Rita	AAC	2010	6	5	2	18.7	1.2	-0.6→19.300	39.000
					0	4	0	19.6	0.7	-0.6→19.700	





# Campeonato Territorial DMT e TUM *Event subtitle*

## Double mini-trampoline — Team competitions — Juv Base F — [Qualification](#)

	Team Score					S1	S2	L	E	D	Total	Score
1. T25	118.800	AAC GARCIA	Maria	2010	6	8	2	18.4	1.2		19.600	40.000
					4	5	0	19.1	1.3		20.400	
1. T25	118.800	AAC PIRES	Maria	2011	8	6	0	18.6	1.2		19.800	39.700
					2	4	2	19.2	0.7		19.900	
1. T25	118.800	AAC AFONSO	Rita	2011	8	8	2	18.2	1.2		19.400	39.100
					2	6	2	19.0	0.7		19.700	
1. T25	118.800	AAC FRANCISCO	Rita	2010	6	5	2	18.7	1.2	-0.6→	19.300	39.000
					0	4	0	19.6	0.7	-0.6→	19.700	








Campeonato Territorial DMT e TUM *Event subtitle*  
 Double mini-trampoline – Sen 1D M – Qualification

				S1	S2	L	E	D	Total	Score
1.	SOARES João	AAC	1999	3	4	2	19.1	3.5	22.600	44.800
				2	3	0	19.5	2.7	22.200	
2.	DIAS Leonardo	AAC	2004	2	4	4	19.0	3.5	-0.2→22.300	44.600
				6	5	0	18.9	3.4	22.300	
3.	REIS Francisco	AAC	2007	3	4	4	18.9	2.7	-0.6→21.000	42.900
				2	6	2	19.0	3.5	-0.6→21.900	





# Campeonato Territorial DMT e TUM *Event subtitle*

## Double mini-trampoline – Team competitions – Sen 1D M – Qualification


Team Score				S1	S2	L	E	D	Total	Score
1. T28	132.300	AAC SOARES João	1999	3	4	2	19.1	3.5	22.600	44.800
				2	3	0	19.5	2.7	22.200	
1. T28	132.300	AAC DIAS Leonardo	2004	2	4	4	19.0	3.5	-0.2→22.300	44.600
				6	5	0	18.9	3.4	22.300	
1. T28	132.300	AAC REIS Francisco	2007	3	4	4	18.9	2.7	-0.6→21.000	42.900
				2	6	2	19.0	3.5	-0.6→21.900	





Campeonato Territorial DMT e TUM *Event subtitle*  
Double mini-trampoline – Sen Base F – Qualification


			S1	S2	L	E	D	Total	Score	
1.	COELHO Joana	AAC	2007	2	2	0	19.6	1.3	20.900	41.200
				6	6	2	18.6	1.7	20.300	
2.	CORREIA Francisca	AAC	2007						DNS	0
									DNS	





Campeonato Territorial DMT e TUM *Event subtitle*  
Double mini-trampoline – Sen Elite F – Qualification


			S1	S2	L	E	D	Total	Score
1.	ABRANTES Rita	AAC 2004	6	4	2	18.8	3.0	-0.6→21.200	43.000
			2	6	3	18.9	3.5	-0.6→21.800	





Campeonato Territorial DMT e TUM *Event subtitle*  
Double mini-trampoline – Sen Elite M – Qualification

			S1	S2	L	E	D	Total	Score	
1.	FERNANDES Diogo	AAC	2002	4	4	2	19.0	7.2	26.200	49.600
				6	8	4	18.2	5.4	-0.2→	23.400





ASSOCIAÇÃO DE  
**GINÁSTICA**  
DO **CENTRO**

# CADERNO DE RESULTADOS TRAMPOLINS

**CAMPEONATO TERRITORIAL DE DMT E TUM**

**17 DE FEVEREIRO DE 2024**

Pavilhão 1 – Estádio Universitario de Coimbra



COIMBRA, PORTUGAL | 962 215 571 | NIF 506 364 089


[AGDCENTRO@GMAIL.COM](mailto:AGDCENTRO@GMAIL.COM)

[WWW.AGDCENTRO.ORG](http://WWW.AGDCENTRO.ORG)



Campeonato Territorial DMT e TUM *Event subtitle*  
 Tumbling – Team competitions – Benj F – Qualification


Team Score	S1	S2	S3	S4	S5	S6	S7	S8	L	E	D	Total	Score			
1: T2 87.200	AAC	MARIA AZUL	Iris	2016	2	5	6	0	0	0	0	0	4	18.3	-0.4→17.900	36.200
					2	6	6	0	0	0	0	0	2	18.4	0.3 -0.4→18.300	
1: T2 87.200	AAC	MALICIA SANTOS	Isabel	2016	3	8	2	0	0	0		4	14.3	-0.4→13.900	32.200	
					2	4	6	0	0	0	0	0	2	18.6	0.1 -0.4→18.300	
1: T2 87.200	AAC	CAPITÃO HENRIQUES	Mafalda	2016							0					0 18.800
					2	2	4	0	0	0	0	0	1	19.1	0.1 -0.4→18.800	
2: T3 34.000	AAC	SANCHES TAPADA	Margarida	2016							0					0 18.400
					2	4	5	0	0	0	0	0	2	18.7	0.1 -0.4→18.400	
2: T3 34.000	AAC	RITA MACHADO	Maria	2016							0					0 15.600
					2	2	0	0	0	0		0	15.6		15.600	
2: T3 34.000	AAC	MOURA MIRANDA	Teresa	2016							0					0 0
											0					0





Campeonato Territorial DMT e TUM *Event subtitle*  
 Tumbling – Team competitions – Benj M – Qualification

Team Score															Score	
		S1	S2	S3	S4	S5	S6	S7	S8	L	E	D	Total	Score		
1. T1	50.700	AAC	DOS SANTOS DANIEL	Tiago	2016	3	7	3	0	0	0	6	14.1	0.2	14.300	32.400
						2	4	4	0	0	0	0	6	18.4	0.1	-0.4→18.100
1. T1	50.700	AAC	LIMA	Gabriel	2016							0			0	18.300
						2	4	6	0	0	0	0	2	18.6	0.1	-0.4→18.300
1. T1	50.700	AAC	DE CAMPOS HENRIQUES	Vicente	2016							0			0	0
												0			0	0








# Campeonato Territorial DMT e TUM *Event subtitle*

## Tumbling – Inf F – Qualification


				S1	S2	S3	S4	S5	S6	S7	S8	L	E	D	Total	Score	
1.	TERESA DUARTE	Maria	AAC	2014	2	4	7	0	0	0	0	0	2	18.5	0.7	-0.2→19.000	38.600
					2	4	6	0	0	0	0	0	0	18.8	0.8	19.600	
2.	MARTINS	Diana	Albigym	2015	2	2	3	0	0	0	0	0	2	19.1	0.1	19.200	38.500
					1	2	4	0	0	0	0	0	1	19.2	0.1	19.300	
3.	FERNANDES	Beatriz	AAC	2014	1	1	3	0	0	0	0	0	2	19.3	0.8	20.100	38.000
					2	3	5	0	0	0	0	20	17.0	0.9	17.900		
4.	MARTINS	Nina	AAC	2014	2	4	6	0	0	0	0	0	6	18.2	0.8	-0.2→18.800	37.900
					2	4	6	0	0	0	0	4	18.4	0.7	19.100		
5.	FIGUEIREDO	Joana	AAC	2015	2	4	8	0	0	0	0	0	20	16.6	0.8	17.400	36.200
					2	4	6	0	0	0	0	2	18.6	0.2	18.800		
6.	MARQUES TIAGO	Leonor	AAC	2015	2	6	6	0	0	0	0	0	5	18.1	0.3	-0.4→18.000	36.000
					2	6	6	0	0	0	0	5	18.1	0.3	-0.4→18.000		
7.	MATEUS	Pilar	Albigym	2014	2	4	0	0	0	0	0	0	0	15.4	0.2	15.600	34.800
					2	3	4	0	0	0	0	2	18.9	0.3	19.200		
8.	COSTA	Marisa	AAC	2014	2	4	0	0	0	0	0	0	0	15.4	0.2	15.600	34.400
					2	4	7	0	0	0	0	5	18.2	0.8	-0.2→18.800		
9.	SANTOS	Sofia	AAC	2014	2	6	0	0	0	0	0	0	0	15.2	0.3	15.500	33.100
					2	7	10	0	0	0	0	4	17.7	0.3	-0.4→17.600		
10.	PIRES CARVALHO	Júlia	AAC	2015	4	8	8	0	0	0	0	0	2	17.8	0.3	-0.4→17.700	33.000
					3	6	0	0	0	0	0	0	0	15.1	0.2	15.300	
11.	FERREIRA	Mafalda	Albigym	2015	2	3	0	0	0	0	0	0	0	15.5	0.2	15.700	31.400
					2	3	0	0	0	0	0	0	0	15.5	0.2	15.700	
12.	RIBEIRO	Iara	Albigym	2014	2	2	0	0	0	0	0	0	0	15.6	0.2	15.800	31.400
					2	4	0	0	0	0	0	0	0	15.4	0.2	15.600	
13.	COSTA	Rita	AAC	2014	2	5	0	0	0	0	0	0	0	15.3	0.2	15.500	31.100
					2	4	0	0	0	0	0	0	0	15.4	0.2	15.600	
14.	SANTOS CUNHA	Laura	AAC	2014	2	8	0	0	0	0	0	0	0	15.0	0.2	15.200	30.500
					2	7	0	0	0	0	0	0	0	15.1	0.2	15.300	
15.	GASPAR RODRIGUES	Inês	AAC	2015	2	6	0	0	0	0	0	0	0	15.2	0.2	15.400	30.500
					2	9	0	0	0	0	0	0	0	14.9	0.2	15.100	
16.	CIANCIOLA	Maiara	AAC	2014	3	8	0	0	0	0	0	0	0	14.9	0.2	15.100	30.200
					3	8	0	0	0	0	0	0	0	14.9	0.2	15.100	
17.	FREIRE RODRIGUES	Sara	AAC	2015	4	7	0	0	0	0	0	0	0	14.9	0.1	15.000	30.100
					2	7	0	0	0	0	0	2	14.9	0.2	15.100		
18.	FREIRE DE CARVALHO	Matilde	AAC	2015									0			0	18.900
					1	2	4	0	0	0	0	0	1	19.2	0.1	-0.4→18.900	
19.	NEVES NUNES	Beatriz	AAC	2015									0			0	18.700
					2	2	4	0	0	0	0	0	2	19.0	0.1	-0.4→18.700	
20.	CLARA TEIXEIRA FRANCISCO	Maria	AAC	2015									0			0	18.300
					1	5	6	0	0	0	0	0	2	18.6	0.1	-0.4→18.300	
21.	MATOS	Maria	Albigym	2014	2	2	0	0	0	0	0	0	0	15.6		15.600	15.600
													0		0		
22.	CAPELO	Matilde	AAC	2014									0			0	15.400
					2	6	0	0	0	0	0	0	0	15.2	0.2	15.400	
23.	FERREIRA	Leonor	AAC	2014									0			0	14.800
					4	10	0	0	0	0	0	0	0	14.6	0.2	14.800	





Campeonato Territorial DMT e TUM *Event subtitle*  
 Tumbling – Team competitions – Inf F – Qualification


Team Score					S1	S2	S3	S4	S5	S6	S7	S8	L	E	D	Total	Score
1. T3	113.700	AAC	TERESA DUARTE	Maria	2014	2	4	7	0	0	0	0	2	18.5	0.7	-0.2→19.000	38.600
						2	4	6	0	0	0	0	0	18.8	0.8	19.600	
1. T3	113.700	AAC	FERNANDES	Beatriz	2014	1	1	3	0	0	0	0	2	19.3	0.8	20.100	38.000
						2	3	5	0	0	0	0	20	17.0	0.9	17.900	
1. T3	113.700	AAC	FIGUEIREDO	Joana	2015	2	4	8	0	0	0	0	20	16.6	0.8	17.400	36.200
						2	4	6	0	0	0	0	2	18.6	0.2	18.800	
1. T3	113.700	AAC	COSTA	Marisa	2014	2	4	0	0	0	0	0	0	15.4	0.2	15.600	34.400
						2	4	7	0	0	0	0	5	18.2	0.8	-0.2→18.800	
2. T4	102.100	AAC	MARTINS	Nina	2014	2	4	6	0	0	0	0	6	18.2	0.8	-0.2→18.800	37.900
						2	4	6	0	0	0	0	4	18.4	0.7	19.100	
2. T4	102.100	AAC	SANTOS	Sofia	2014	2	6	0	0	0	0	0	0	15.2	0.3	15.500	33.100
						2	7	10	0	0	0	0	4	17.7	0.3	-0.4→17.600	
2. T4	102.100	AAC	COSTA	Rita	2014	2	5	0	0	0	0	0	0	15.3	0.2	15.500	31.100
						2	4	0	0	0	0	0	0	15.4	0.2	15.600	
2. T4	102.100	AAC	CAPELO	Matilde	2014								0			0	15.400
						2	6	0	0	0	0	0	0	15.2	0.2	15.400	
3. T15	97.600	Albigym	MATEUS	Pilar	2014	2	4	0	0	0	0	0	0	15.4	0.2	15.600	34.800
						2	3	4	0	0	0	0	2	18.9	0.3	19.200	
3. T15	97.600	Albigym	FERREIRA	Mafalda	2015	2	3	0	0	0	0	0	0	15.5	0.2	15.700	31.400
						2	3	0	0	0	0	0	0	15.5	0.2	15.700	
3. T15	97.600	Albigym	RIBEIRO	Iara	2014	2	2	0	0	0	0	0	0	15.6	0.2	15.800	31.400
						2	4	0	0	0	0	0	0	15.4	0.2	15.600	
3. T15	97.600	Albigym	MATOS	Maria	2014	2	2	0	0	0	0	0	0	15.6		15.600	15.600
													0		0	0	
4. T6	97.200	AAC	PIRES CARVALHO	Júlia	2015	4	8	8	0	0	0	0	2	17.8	0.3	-0.4→17.700	33.000
						3	6	0	0	0	0	0	0	15.1	0.2	15.300	
4. T6	97.200	AAC	GASPAR RODRIGUES	Inês	2015	2	6	0	0	0	0	0	0	15.2	0.2	15.400	30.500
						2	9	0	0	0	0	0	0	14.9	0.2	15.100	
4. T6	97.200	AAC	FREIRE RODRIGUES	Sara	2015	4	7	0	0	0	0	0	0	14.9	0.1	15.000	30.100
						2	7	0	0	0	0	0	2	14.9	0.2	15.100	
4. T6	97.200	AAC	NEVES NUNES	Beatriz	2015								0			0	18.700
						2	2	4	0	0	0	0	2	19.0	0.1	-0.4→18.700	
5. T5	96.700	AAC	MARQUES TIAGO	Leonor	2015	2	6	6	0	0	0	0	5	18.1	0.3	-0.4→18.000	36.000
						2	6	6	0	0	0	0	5	18.1	0.3	-0.4→18.000	
5. T5	96.700	AAC	SANTOS CUNHA	Laura	2014	2	8	0	0	0	0	0	0	15.0	0.2	15.200	30.500
						2	7	0	0	0	0	0	0	15.1	0.2	15.300	
5. T5	96.700	AAC	CIANCIOLA	Maiara	2014	3	8	0	0	0	0	0	0	14.9	0.2	15.100	30.200
						3	8	0	0	0	0	0	0	14.9	0.2	15.100	
5. T5	96.700	AAC	FERREIRA	Leonor	2014								0			0	14.800
						4	10	0	0	0	0	0	0	14.6	0.2	14.800	





Campeonato Territorial DMT e TUM *Event subtitle*  
 Tumbling – Inf M – Qualification


				S1	S2	S3	S4	S5	S6	S7	S8	L	E	D	Total	Score
1. SANTOS	Gonçalo	AAC	2014	3	4	8	0	0	0	0	0	2	18.3	0.8	19.100	38.700
				0	3	6	0	0	0	0	2	18.9	0.7	19.600		
2. ROCHA FRANCISCO	André	AAC	2015	5	8	8	0	0	0	0	0	0	17.9	0.3	-0.4→17.800	35.600
				3	7	9	0	0	0	0	2	17.9	0.3	-0.4→17.800		
3. MAXUEL MENDES	Ricardo	AAC	2015										0		0	18.200
				1	3	5	0	0	0	0	6	18.5	0.1	-0.4→18.200		
4. ALEKSEEVICH IRIA	Valentim	AAC	2015										0		0	17.400
				5	6	7	0	0	0	0	5	17.7	0.1	-0.4→17.400		





Campeonato Territorial DMT e TUM *Event subtitle*  
 Tumbling – Team competitions – Inf M – Qualification


Team Score						S1	S2	S3	S4	S5	S6	S7	S8	L	E	D	Total	Score	
1. T7 92.500	AAC SANTOS	Gonçalo	2014	3	4	8	0	0	0	0	0	0	0	2	18.3	0.8		19.100	38.700
				0	3	6	0	0	0	0	0	0	0	2	18.9	0.7		19.600	
1. T7 92.500	AAC ROCHA FRANCISCO	André	2015	5	8	8	0	0	0	0	0	0	0	0	17.9	0.3	-0.4→	17.800	35.600
				3	7	9	0	0	0	0	0	0	0	2	17.9	0.3	-0.4→	17.800	
1. T7 92.500	AAC MAXUEL MENDES	Ricardo	2015												0			0	18.200
				1	3	5	0	0	0	0	0	0	0	6	18.5	0.1	-0.4→	18.200	
1. T7 92.500	AAC ALEKSEEVICH IRIA	Valentim	2015												0			0	17.400
				5	6	7	0	0	0	0	0	0	0	5	17.7	0.1	-0.4→	17.400	





Campeonato Territorial DMT e TUM *Event subtitle*  
 Tumbling – Inic 1D F – Qualification

				S1	S2	S3	S4	S5	S6	S7	S8	L	E	D	Total	Score	
1.	MENDES	Juliana	AAC	2014	2	4	5	5	6	6	4	6	4	15.8	1.8	17.600	33.800
					2	4	5	4	4	4	4	0	15.3	0.9	16.200		





Campeonato Territorial DMT e TUM *Event subtitle*  
 Tumbling – Inic 1D M – Qualification


				S1	S2	S3	S4	S5	S6	S7	S8	L	E	D	Total	Score
1.	SERRA Xavier	AAC	2013	2	4	5	5	4	4	5	6	6	15.9	1.5	17.400	31.000
				3	4	6	6	6	7			0	12.8	0.8	13.600	





Campeonato Territorial DMT e TUM *Event subtitle*  
 Tumbling – Inic Base F – Qualification


				S1	S2	S3	S4	S5	S6	S7	S8	L	E	D	Total	Score
1. MARQUES	Matilde	AAC	2013	2	6	5	10	0	0	0	0	6	17.1	2.4	19.500	39.100
				2	6	5	9	0	0	0	0	6	17.2	2.4	19.600	
2. HENRIQUES	Margarida	AAC	2012	2	4	4	6	0	0	0	0	2	18.2	0.9	19.100	37.700
				3	4	5	8	0	0	0	0	3	17.7	0.9	18.600	
3. TAPADA	Inês	AAC	2013	2	4	4	0	0	0	0	0	0	17.0	0.3	17.300	34.300
				2	5	6	0	0	0	0	0	0	16.7	0.3	17.000	
4. CAROLINA RIBEIRO	Maria	AAC	2013	2	6	8	0	0	0	0	0	0	16.4	0.3	16.700	33.400
				2	6	8	0	0	0	0	0	0	16.4	0.3	16.700	
5. CARVALHO ANDRADE	Sofia	AAC	2013	4	9	10	0	0	0	0	0	0	15.7	0.3	16.000	31.700
				4	9	10	0	0	0	0	0	0	15.7		15.700	
6. REBELO PROENÇA	Sara	AAC	2013	4	0	0	0	0	0	0	0	0	13.6	0.1	13.700	27.200
				6	0	0	0	0	0	0	0	0	13.4	0.1	13.500	





Campeonato Territorial DMT e TUM *Event subtitle*  
 Tumbling – Team competitions – Inic Base F – Qualification

Team Score																Total	Score	
						S1	S2	S3	S4	S5	S6	S7	S8	L	E	D		
1. T8	111.100	AAC	MARQUES	Matilde	2013	2	6	5	10	0	0	0	0	6	17.1	2.4	19.500	39.100
						2	6	5	9	0	0	0	0	6	17.2	2.4	19.600	
1. T8	111.100	AAC	HENRIQUES	Margarida	2012	2	4	4	6	0	0	0	0	2	18.2	0.9	19.100	37.700
						3	4	5	8	0	0	0	0	3	17.7	0.9	18.600	
1. T8	111.100	AAC	TAPADA	Inês	2013	2	4	4	0	0	0	0	0	0	17.0	0.3	17.300	34.300
						2	5	6	0	0	0	0	0	0	16.7	0.3	17.000	
2. T9	92.300	AAC	CAROLINA RIBEIRO	Maria	2013	2	6	8	0	0	0	0	0	0	16.4	0.3	16.700	33.400
						2	6	8	0	0	0	0	0	0	16.4	0.3	16.700	
2. T9	92.300	AAC	CARVALHO ANDRADE	Sofia	2013	4	9	10	0	0	0	0	0	0	15.7	0.3	16.000	31.700
						4	9	10	0	0	0	0	0	0	15.7		15.700	
2. T9	92.300	AAC	REBELO PROENÇA	Sara	2013	4	0	0	0	0	0	0	0	0	13.6	0.1	13.700	27.200
						6	0	0	0	0	0	0	0	0	13.4	0.1	13.500	







Campeonato Territorial DMT e TUM *Event subtitle*  
 Tumbling – Inic Base M – Qualification


				S1	S2	S3	S4	S5	S6	S7	S8	L	E	D	Total	Score
1.	RIBEIRO Danilo	Albigym	2014	2	2	2	5	0	0	0	0	6	18.3	0.8	19.100	37.500
				2	2	3	6	0	0	0	0	6	18.1	0.3	18.400	
2.	MARQUES Francisco	Albigym	2014	2	2	4	7	0	0	0	0	4	18.1	0.8	18.900	37.200
				2	4	4	6	0	0	0	0	6	17.8	0.9	-0.4→18.300	
3.	MARQUES Miguel	Albigym	2014	2	3	4	0	0	0	0	0	0	17.1	0.3	17.400	36.500
				2	2	2	6	0	0	0	0	6	18.2	0.9	19.100	



Campeonato Territorial DMT e TUM *Event subtitle*

## Tumbling – Team competitions – Inic Base M – Qualification


Team Score													Total	Score				
1. T14	111.200	Albigym	RIBEIRO	Danilo	2014	2	2	2	5	0	0	0	0	6	18.3	0.8	19.100	37.500
						2	2	3	6	0	0	0	0	6	18.1	0.3	18.400	
1. T14	111.200	Albigym	MARQUES	Francisco	2014	2	2	4	7	0	0	0	0	4	18.1	0.8	18.900	37.200
						2	4	4	6	0	0	0	0	6	17.8	0.9	-0.4→18.300	
1. T14	111.200	Albigym	MARQUES	Miguel	2014	2	3	4	0	0	0	0	0	0	17.1	0.3	17.400	36.500
						2	2	2	6	0	0	0	0	6	18.2	0.9	19.100	





Campeonato Territorial DMT e TUM *Event subtitle*  
 Tumbling – Jun 1D F – Qualification

				S1	S2	S3	S4	S5	S6	S7	S8	L	E	D	Total	Score	
1.	FEIO	Inês	AAC	2009	2	4	4	5	5	4	4	5	6	16.1	2.6	18.700	37.700
					2	4	6	4	4	3	3	4	6	16.4	2.6	19.000	
2.	MADEIRA	Maria	AAC	2008	2	3	4	3	2	4	2		0	16.0	1.1	17.100	37.100
					2	4	4	4	5	4	4	5	4	16.4	3.6	20.000	
3.	GAGO	Madalena	AAC	2009	3	4	4	4	5	5	6		0	14.9	2.0	16.900	34.300
					2	4	6	6	4	6	4	7	5	15.6	2.2	-0.4→17.400	






Campeonato Territorial DMT e TUM *Event subtitle*  
 Tumbling – Team competitions – Jun 1D F – Qualification

	Team Score					S1	S2	S3	S4	S5	S6	S7	S8	L	E	D	Total	Score
1. <b>T10</b>	109.100	AAC	FEIO	Inês	2009	2	4	4	5	5	4	4	5	6	16.1	2.6	18.700	37.700
						2	4	6	4	4	3	3	4	6	16.4	2.6	19.000	
1. <b>T10</b>	109.100	AAC	MADEIRA	Maria	2008	2	3	4	3	2	4	2		0	16.0	1.1	17.100	37.100
						2	4	4	4	5	4	4	5	4	16.4	3.6	20.000	
1. <b>T10</b>	109.100	AAC	GAGO	Madalena	2009	3	4	4	4	5	5	6		0	14.9	2.0	16.900	34.300
						2	4	6	6	4	6	4	7	5	15.6	2.2	-0.4→17.400	



Campeonato Territorial DMT e TUM *Event subtitle*  
 Tumbling – Jun Base F – Qualification


				S1	S2	S3	S4	S5	S6	S7	S8	L	E	D	Total	Score	
1.	JORGE	Rita	AAC	2009	2	4	4	4	4	6	0	0	6	17.0	3.5	-0.4→20.100	40.000
					2	4	4	6	6	6	0	0	4	16.8	3.5	-0.4→19.900	
2.	AGUILAR	Mariana	AAC	2009	2	3	4	4	4	5	0	0	4	17.4	2.1 -2.0	17.500	36.500
					2	4	4	4	4	7	0	0	20	15.5	3.5	19.000	
3.	SILVA	Madalena	AAC	2009	2	4	4	6	6	0	0	0	15.8	1.1	16.900	36.100	
					2	4	6	6	5	8	0	0	6	16.3	2.9	19.200	
4.	CAMPOS	Rita	Albigym	2008	2	5	6	6	6	7	0	0	2	16.6	1.0	17.600	34.600
					3	4	6	6	6	8	0	0	2	16.5	0.5	17.000	
5.	REIS	Sofia	Albigym	2008	2	4	4	4	4	0	0	0	16.2	0.5	16.700	33.400	
					2	4	4	4	4	0	0	0	16.2	0.5	16.700		
6.	CABRAL	Mafalda	AAC	2008	2	4	4	5	6	0	0	0	15.9	0.5	16.400	32.400	
					2	5	6	6	6	0	0	0	15.5	0.5	16.000		





Campeonato Territorial DMT e TUM *Event subtitle*  
 Tumbling – Team competitions – Jun Base F – Qualification


	Team Score					S1	S2	S3	S4	S5	S6	S7	S8	L	E	D	Total	Score
1. T11	112.600	AAC	JORGE	Rita	2009	2	4	4	4	4	6	0	0	6	17.0	3.5	-0.4→20.100	40.000
						2	4	4	6	6	6	0	0	4	16.8	3.5	-0.4→19.900	
1. T11	112.600	AAC	AGUILAR	Mariana	2009	2	3	4	4	4	5	0	0	4	17.4	2.1-2.0	17.500	36.500
						2	4	4	4	4	7	0	0	20	15.5	3.5	19.000	
1. T11	112.600	AAC	SILVA	Madalena	2009	2	4	4	6	6	0	0	0	0	15.8	1.1	16.900	36.100
						2	4	6	6	5	8	0	0	6	16.3	2.9	19.200	
1. T11	112.600	AAC	CABRAL	Mafalda	2008	2	4	4	5	6	0	0	0	0	15.9	0.5	16.400	32.400
						2	5	6	6	6	0	0	0	0	15.5	0.5	16.000	





Campeonato Territorial DMT e TUM *Event subtitle*  
 Tumbling – Juv 1D F – Qualification


				S1	S2	S3	S4	S5	S6	S7	S8	L	E	D	Total	Score	
1.	CASTRO	Inês	AAC	2011	2	6	5	5	6	4	4	6	6	15.6	2.6	-0.6→17.600	34.900
					3	6	6	6	5	5	6	6	15.1	2.6	-0.4→17.300		
2.	SIMÕES	Constança	AAC	2010	2	4	4	4	5	5	6	5	4	16.1	1.2	17.300	34.300
					3	4	4	4	6	6	6	7	5	15.5	1.5	17.000	
3.	FIGUEIREDO	Carolina	AAC	2011	2	4	4	4	4	4	4	5	3	16.6	2.2	-0.2→18.600	34.200
					2	4	4	6	6	6	7	0	14.5	1.3	-0.2→15.600		
4.	SERRA	Adriana	AAC	2011	3	6	6	8	8	6	6	8	6	14.3	1.3	-0.4→15.200	31.300
					3	6	6	6	6	6	10	6	14.5	1.6	16.100		





Campeonato Territorial DMT e TUM *Event subtitle*  
 Tumbling – Team competitions – Juv 1D F – Qualification

	Team Score					S1	S2	S3	S4	S5	S6	S7	S8	L	E	D	Total	Score
1. T12	103.900	AAC CASTRO	Inês	2011	2	6	5	5	6	4	4	6	6	15.6	2.6	-0.6→	17.600	34.900
					3	6	6	6	5	5	6	6	6	15.1	2.6	-0.4→	17.300	
1. T12	103.900	AAC SIMÕES	Constança	2010	2	4	4	4	5	5	6	5	4	16.1	1.2		17.300	34.300
					3	4	4	4	6	6	6	7	5	15.5	1.5		17.000	
1. T12	103.900	AAC FIGUEIREDO	Carolina	2011	2	4	4	4	4	4	4	5	3	16.6	2.2	-0.2→	18.600	34.200
					2	4	4	6	6	6	7	0	14.5	1.3	-0.2→	15.600		
1. T12	103.900	AAC SERRA	Adriana	2011	3	6	6	8	8	6	6	8	6	14.3	1.3	-0.4→	15.200	31.300
					3	6	6	6	6	6	6	10	6	14.5	1.6		16.100	








Campeonato Territorial DMT e TUM *Event subtitle*  
 Tumbling – Juv Base F – Qualification


				S1	S2	S3	S4	S5	S6	S7	S8	L	E	D	Total	Score	
1.	AGUIAR	Sofia	AAC	2010	3	2	5	4	6	0	0	0	6	17.4	2.5	19.900	39.600
					2	4	6	4	6	0	0	0	6	17.2	2.5	19.700	
2.	FERNANDES	Maria	AAC	2011	4	4	5	5	0	0	0	0	16.2	0.4	16.600	34.300	
					4	5	6	6	7	0	0	0	4	16.8	0.9	17.700	
3.	NOLASCO	Raquel	AAC	2010	4	6	6	6	7	0	0	0	6	16.5	1.4-2.0	-0.4→15.500	33.800
					4	6	6	6	6	0	0	0	5	16.7	1.6	18.300	
4.	AREIAS	Ana	AAC	2011									0			DNS	0
													0			DNS	





Campeonato Territorial DMT e TUM *Event subtitle*  
 Tumbling – Team competitions – Juv Base F – Qualification


	Team Score					S1	S2	S3	S4	S5	S6	S7	S8	L	E	D	Total	Score
1. T13	107.700	AAC	AGUIAR	Sofia	2010	3	2	5	4	6	0	0	0	6	17.4	2.5	19.900	39.600
						2	4	6	4	6	0	0	0	6	17.2	2.5	19.700	
1. T13	107.700	AAC	FERNANDES	Maria	2011	4	4	5	5	0	0	0	0	0	16.2	0.4	16.600	34.300
						4	5	6	6	7	0	0	0	4	16.8	0.9	17.700	
1. T13	107.700	AAC	NOLASCO	Raquel	2010	4	6	6	6	7	0	0	0	6	16.5	1.4 -2.0	-0.4→15.500	33.800
						4	6	6	6	6	0	0	0	5	16.7	1.6	18.300	
1. T13	107.700	AAC	AREIAS	Ana	2011										0		DNS	0
															0		DNS	





Campeonato Territorial DMT e TUM *Event subtitle*  
 Tumbling – Juv Base M – Qualification


				S1	S2	S3	S4	S5	S6	S7	S8	L	E	D	Total	Score
1.	LOURENÇO António	Albigym	2011	2	4	4	5	8	0	0	0	5	17.2	0.9	-0.4→17.700	35.900
				4	4	5	4	5	0	0	0	6	17.2	1.0	18.200	
2.	ANDRADE Rafael	AAC	2011	3	6	6	6	0	0	0	0	0	15.9	0.4	16.300	33.400
				2	5	6	6	9	0	0	0	6	16.6	0.9	-0.4→17.100	
3.	BELO Miguel	Albigym	2010	4	0	0	0				0	0	11.6	0.1	11.700	25.000
				4	5	0	0	0			0	0	13.1	0.2	13.300	





Campeonato Territorial DMT e TUM *Event subtitle*  
 Tumbling – Sen 1D M – Qualification


				S1	S2	S3	S4	S5	S6	S7	S8	L	E	D	Total	Score	
1.	PRATA	Rui	AAC	2006	3	4	4	4	4	5	4	6	4	16.2	3.2	19.400	38.800
					3	4	6	5	4	4	3	7	4	16.0	3.4	19.400	





Campeonato Territorial DMT e TUM *Event subtitle*  
 Tumbling – Sen Base F – Qualification


				S1	S2	S3	S4	S5	S6	S7	S8	L	E	D	Total	Score	
1.	COUTINHO	Margarida	Albigym	2007	2	4	4	4	4	6	0	0	6	17.0	1.1	18.100	36.100
					2	4	4	4	3	8	0	0	5	17.0	1.0	18.000	
2.	MATEUS	Diana	Albigym	2007	3	4	4	6	6	6	0	0	4	16.7	1.0	-0.4→17.300	35.600
					2	4	5	4	5	6	0	0	2	17.2	1.1	18.300	





Campeonato Territorial DMT e TUM *Event subtitle*  
 Tumbling – Sen Base M – Qualification


				S1	S2	S3	S4	S5	S6	S7	S8	L	E	D	Total	Score
1.	SOUSA Rodrigo	Albigym	2000	4	4	5	4	4	5	0	0	6	16.8	1.3	18.100	37.000
				2	4	4	4	4	5	0	0	2	17.5	1.4	18.900	
2.	DIAS João	Albigym	2007	4	6	6	6	6	8	0	0	6	15.8	1.0	-0.4→16.400	32.100
				4	6	6	6	6	10	0	0	6	15.6	0.5	-0.4→15.700	
3.	COSTA Tomás	AAC	2002	2	4	4	4	4	0	0		0	16.2	0.8	17.000	17.000
												0			0	





Campeonato Territorial DMT e TUM *Event subtitle*  
 Tumbling – Sen Elite F – Qualification


				S1	S2	S3	S4	S5	S6	S7	S8	L	E	D	Total	Score	
1.	PINTO	Francisca	AAC	2004	2	2	4	5	4	4	4	0	15.5	3.1	18.600	40.000	
					2	2	2	2	2	2	4	4	17.8	3.6	21.400		
2.	OLIVEIRA	Matilde	AAC	2006	2	2	2	2	4	4	3	6	6	16.9	1.8	18.700	36.000
					2	3	2	2	2	2	4	0	16.3	1.2	-0.2→17.300		





Campeonato Territorial DMT e TUM *Event subtitle*  
Tumbling – Sen Elite M – Qualification

	S1	S2	S3	S4	S5	S6	S7	S8	L	E	D	Total	Score
1. SARAIVA João AAC 1997										0		DNS	0
										0		DNS	







Campeonato Territorial DMT e TUM *Event subtitle*  
Tumbling – Jun Elite F – Qualification

			S1	S2	S3	S4	S5	S6	S7	S8	L	E	D	Total	Score	
1.	MIRANDA	Mafalda										0			DNS	0
												0			DNS	

